

PIASTRA SPECIFICA - SPECIFIC PLATE
 PLATINE SPECIFIQUE - SPEZIFISCHE PLATTE - PARRILLA ESPECÍFICA

BMW F800GS 2008-2010

ISTRUZIONI DI MONTAGGIO - MOUNTING INSTRUCTIONS
 INSTRUCCIONES DE MONTAJE - BAUANLEITUNG - INSTRUCCIONES DE MONTAJE



1
SUPPORTO
 SUPPORT
 SUPPORT
 HALTERUNG
 SOPORTE

Q.TY n.1



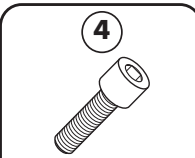
2
VITE TEF M8x60mm
 SCREW M8x60mm
 VIS M8x60mm
 SCHRAUBE M8x60mm
 TORNILLO M8x60mm

Q.TY n.2



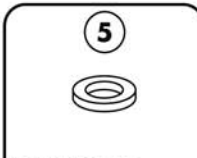
3
VITE TEF M8x55mm
 SCREW M8x55mm
 VIS M8x55mm
 SCHRAUBE M8x55mm
 TORNILLO M8x55mm

Q.TY n.2



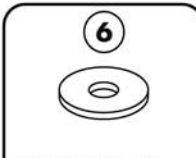
4
VITE TCEI M6x25mm
 SCREW
 VIS
 SCHRAUBE
 TORNILLO

Q.TY n.4



5
RONDELLA Ø6mm
 WASHER
 RONDELLE Ø6mm
 SCHEIBE Ø6mm
 ARANDELA Ø6mm

Q.TY n.4



6
RONDELLA Ø6x20mm
 WASHER
 RONDELLE Ø6x20mm
 SCHEIBE Ø6x20mm
 ARANDELA Ø6x20mm

Q.TY n.4



7
PIASTRA MONOLOCK
 PLATE
 PLATINE
 PLATTE
 PARRILLA

Q.TY n.1




8
DISTANZIALE Ø16x32mm
Foro Ø8,5mm, V696
 SPACER
 ENTRETOISE
 DISTANZSTUECK
 DISTANCIADOR

Q.TY n.2



9
DADO A.B. M6
FLANGIATO
 BOLT M6
 ECROU M6
 MUTTER M6
 TUERCA M6

Q.TY n.4



10
COPRIFORO
Z621
 BOLT CAP
 CACHE TROU
 STOPSLOCK
 TAPA AGUJERO

Q.TY n.6

